

6" Wheel Junior Rollator

Product Code: PA323A

Pharmaquip Healthcare offers a range of rollators to suit a variety of individual needs. This model has:

- A lower seat height and narrower frame and is more suited to a petite person.
- Fold-up frame for ease of transport and storage
- Aluminium construction with powder coated finish
- Orthopaedic hand grips for comfort and support
- Soft touch cable brakes
- Detachable height-adjustable handles
- Foam covered, fold up detachable backrest
- Large padded seat
- Nylon shopping bag sits under seat
- 12 months warranty (conditions apply)

Specifications

Adjustable Handle Height:	76cm to 87cm
Seat Height:	48cm
Seat Width:	31cm
Seat Depth:	31cm
Width at Base:	54cm
Depth at Base:	56cm
Width Between Handgrips:	40cm
Wheel Size:	6" Solid Castors
Weight Capacity:	114kg
Net Weight:	6.6kg
Colours Available:	Red, Blue, Green, Silver



Assembly Instructions

The only assembly required for the PA323 Series Rollators is to attach the backrest and choose the most suitable handle grip height.

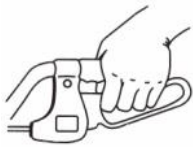
1. Insert the backrest into the frame until the spring buttons snap into position.
2. Insert the brake handles into the frame. With your arms relaxed at your side, select the most comfortable handle height.
3. Tighten the height adjustment knob until secure.

Hand Brake Operation

Always operate wheel locks on both sides at the same time.

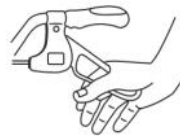
To slow or stop temporarily

- Pull up the brake lever until the rollator slows or stops.



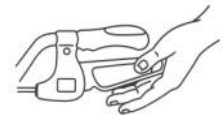
To lock wheels in position

- Stand between the handles and press down on the brake lever with the palm of your hand. When you feel or hear the 'click' the wheels are locked.



To release the wheel locks

- Stand between the handles and push up with the palm of your hand on the bottom of the brake lever.



Safety Information

- Make sure the rollator is fully opened and locked in place before using.
- Ensure that both knobs which secure the handles are completely tightened and that both handgrips are at the same height.
- Do not sit on the rollator without locking the brakes.
- Do not sit on the rollator when it is on an incline or on uneven ground.
- Do not allow someone to push you while you are seated on the rollator. This is not a transportation device.
- All wheels must be in contact with the ground at the same time.
- Each individual should always consult with a physician or therapist to determine proper usage.

Warranty

- Pharmaquip Healthcare offers a one year conditional warranty for domestic use of this product.
- If this product is used for commercial purposes (for example, hire), the warranty period is limited to 6 months.
- Pharmaquip Healthcare warrants its products to be free from defects in material and workmanship.
- Pharmaquip Healthcare will repair or replace any part, provided the product is delivered, pre-paid, to a location authorised by Pharmaquip Healthcare within the prescribed period.
- This warranty does not include parts subject to wear and tear.
- This warranty does not cover damage caused by misuse, neglect, accident or improper use.
- Warranties issued by Pharmaquip Healthcare will be limited to repair or replacement of the defective product.
- Pharmaquip Healthcare will not be liable for any consequential or incidental damages whatsoever.
- This product is intended to be a mobility aid. Pharmaquip Healthcare will not be liable for any other improper use.